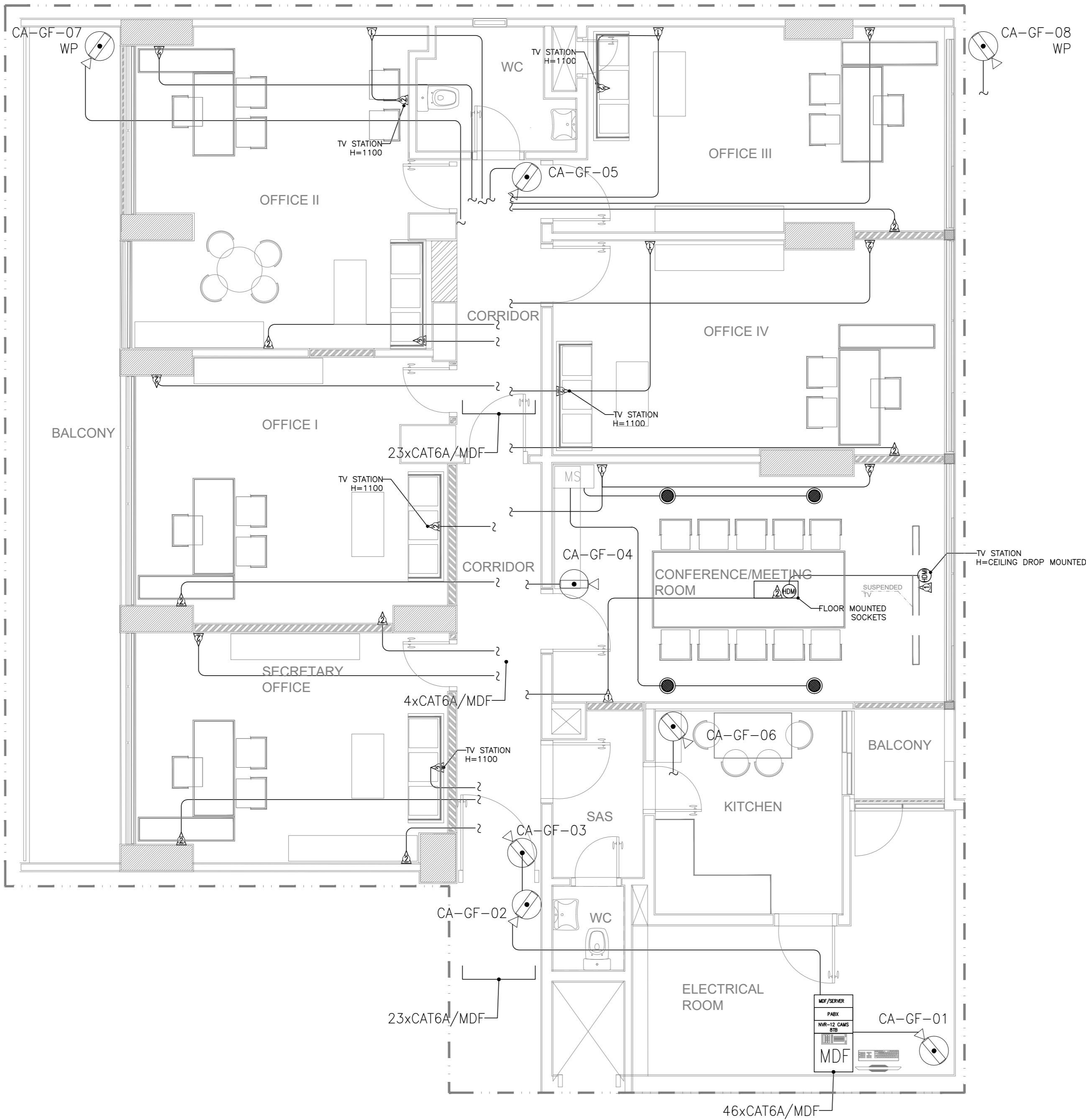












WALL COMPOSITE



TELECOM SYSTEM LEGEND	
SYMBOLS	DESCRIPTION
	PATCH PANEL FOR TELECOM SYSTEM
	WALL MOUNTED 4 PAIRS VOICE/DATA OUTLET, RJ45 CAT.6A F/UTP, WITH 4 PAIRS CAT.6A F/UTP CABLE TO CORRESPONDING PATCH PANEL. "q" DENOTES NUMBER OF OUTLETS.
	MAIN TELEPHONE TERMINAL
	MAIN DISTRIBUTION FRAME
	WIFI ACCESS POINT, RJ45 CAT.6A F/UTP
	HDMI CONNECTOR

IP CCTV SYSTEM	
SYMBOLS	DESCRIPTION
	2MP HIGH RESOLUTION COLOR CCTV DOME (FIXED) IP CAMERA, PoE WITH AUTO IRIS, VARY FOCAL LENS & PoE, INDOOR CEILING MOUNTING. WP: DENOTES WEATHERPROOF, IP65
	CCTV SERVER WITH FULL MANAGEMENT SOFTWARE & HARDWARE INCLUDING LCD 32" WITH PC AND IP JOYSTICK

MUSIC SYSTEM LEGEND	
SYMBOLS	DESCRIPTION
	WIRELESS MICROPHONE RECEIVER SYSTEM
	CEILING RECESSED SPEAKER

Key Plan



REV	BY	APP	DESCRIPTION	DATE

Revisions

NOTES:

1. THIS DRAWING IS COPYRIGHTED AND IS NOT TO BE USED FOR ANY PURPOSE OTHER THEN FOR WHICH IT IS SUPPLIED.
2. ALL DIMENSIONS ARE IN CENTIMETERS UNLESS OTHERWISE INDICATED. ALL LEVELS ARE IN METERS UNLESS OTHERWISE INDICATED.
3. ALL WORKS SHALL BE CARRIED OUT IN ACCORDANCE WITH CURRENT SERVICES SEPARATIONS AND STANDARD DETAILS. THE CONTRACTORS SHALL COMPLY WITH ALL UTILITIES REQUIREMENTS AND PROVIDE ALL NECESSARY NOTICE AND ATTENDANCE TO THE CONCERNED AUTHORITIES PRIOR TO COMMENCEMENT OF ANY WORK ON THE SITE.
4. THE DRAWINGS SHOULD BE READ IN CONJUNCTION WITH OTHER RELEVANT ARCHITECTURAL, STRUCTURAL, MECHANICAL, ELECTRICAL AND CIVIL DRAWINGS AND ALL RELEVANT SECTIONS OF THE SPECIFICATIONS.
5. BEFORE STARTING ANY WORK, THE CONTRACTOR HAS TO SUBMIT SHOP DRAWINGS SHOWING ALL DETAILS NEEDED. THE ENGINEER APPROVAL OF THE SHOP DRAWING MUST BE OBTAINED PRIOR TO COMMENCEMENT OF WORK.
6. DO NOT SCALE DRAWINGS. USE FIGURED DIMENSIONS ONLY.
7. REPORT ANY DISCREPANCIES IMMEDIATELY TO THE ENGINEER.

THIS DRAWING IS A COPYRIGHT. DO NOT SCALE FROM THE DRAWING. THE CONTRACTOR AND HIS SUB-CONTRACTORS ARE TO VERIFY ALL DIMENSIONS ON SITE BEFORE MAKING SHOP DRAWINGS OR COMMENCING MANUFACTURE.



AGENCE FRANCAISE D'EXPERTISE
TECHNIQUE INTERNATIONALE
MHM Center- Peres Street - Adliye Beirut, Lebanon

PROGRAMME - PROJECT NAME:
Supporting progress in key areas of public administration reform in Lebanon.

CONSULTANT:
ARCHITECT MANALE BASSIL
JBEIL, Lebanon

PROJECT:
PUBLIC PROCUREMENT AUTHORITY (PPA)

PLOT NO.:	BLOCK:
-	-

Sheet Information

PROJECT NBR.	-
PROJECT PHASE	TENDER
DISCIPLINE	ARCHITECTURAL
SECTOR	-
BUILDING	-
DESIGNED	MB
DRAWN	MB
CHECKED	-
APPROVED	-
DATE	15.05.2026
SCALE	1/50
SHEET SIZE	A0

Sheet Title
GROUND FLOOR PLAN LAYOUT
LOW CURRENT LAYOUT

Sheet nbr.
T - EC - 102 - R00
Phase | Discipline | Floor Area | Drawing Number | Revision